


TITLE PAGE

Introduces the reader to the title of the book
and the author name

Title Page Designs



The
Good Fairies
Nora, the jewel fairy & Leo, the pirate fairy
Story by Joy Blanchi Brown



illustrations by Blueberry Illustrations

Title Page Designs

Title Page Designs

The Grocery Cart Spree

writing
ABC's



Author: Doris Birdwell Hankamer
illustrations by Sueberry Illustrations

The Story of
FREDRIC MOUSE



Title Page Designs

by Jessie Zane Carter

COPYRIGHT PAGE

Usually the verso of the title page, this page carries the copyright notice, edition information, publication information, printing history, cataloging data, legal notices, and the book's ISBN or identification number.

check our
Beautiful

Copyright Page Designs

© 2015 Anna Marie Transki

All rights reserved. No part of this publication may be reproduced, distributed, or transmitted in any form or by any means, including photocopying, recording, or other electronic or mechanical methods, without the prior written permission of the publisher.

ISBN-13: 978-1517493585

ISBN-10: 1517493587

Copyright Page Designs



“A SUNSHINE BOOK”

Copyright © 2015 Mary Sachell
All rights reserved.

ISBN-13: 978-1511534727

ISBN-10: 1511534729

Copyright Page Designs



Copyright © 2013 by T. L. Tucker

All rights reserved. No part of this publication may be reproduced, distributed, or transmitted in any form or by any means, including photocopying, recording, or other electronic or mechanical methods, without the prior written permission of the publisher.

Printed in USA
ISBN: 9780692546000
Published on 10/06/2015

About the Illustrator
Blueberry Illustrations is one of the finest illustration companies in the world. Specializing in children's book illustration, blueberry illustrations has won many international awards, and has published upwards of 112 books with many more in the making. Every book we publish is special and designed to bring a smile to the faces of millions of children worldwide.

To learn more, please visit us at
www.blueberryillustrations.com
or blueberryillustrations@gmail.com

Copyright Page Designs



Copyright © 2012 by Michelle Adams
All rights reserved.

Michelle Adams
Visit my website at www.michelleadams.com

No part of this book may be reproduced in any form
or by any electronic or mechanical means including
information storage and retrieval systems,
without permission in writing from the author.

Illustrations by Blueberry Illustrations

Printed in the United States of America

ISBN-13: 945-0-97670457-1-3

Copyright Page Designs

DEDICATION PAGE

A dedication page is a page in a book that precedes the story text, in which the author may acknowledge or dedicate the book to a person or people for whom he/she has written the book.

check our

Beautiful

Dedication Page Designs

I believe in you!

This book was written for all of the women who acknowledge their dreams and their disappointments, but are willing to use their challenges and obstacles as stepping stones, not excuses.



Dedication Page Designs



Dedication

This book is dedicated to all of the children that were born exceptionally different. God loves you! You are unique and beautiful. You are amongst God's favored people and He created you with a great purpose in mind!


To all the parents that were blessed with exceptionally different children: God loves you and your children. He only gives special children to special parents, with special hearts. He knew that you were a parent warrior! He would only leave a task like this to a very few and elite group of people. You are favored too.

*To Sabrina and Reginald: I love you and you inspire all good things in me.
You are my gifts from God*

Dedication Page Designs

Dedication Page Designs



A decorative floral scrollwork design in light blue and purple, featuring elegant curves and leaf-like patterns, positioned vertically on the right side of the page.

*To Davia, my entire
family, circle of friends,
and kids being bullied
everywhere!*

Dedication Page Designs

PREFACE PAGE

A preface generally covers the story of how the book came into being, or how the idea for the book was developed. This is often followed by thanks and acknowledgments to people who were helpful to the author during the time of writing.

check our

Beautiful

Preface Page Designs

PRELUDE

This story that you are about to read has a history to itself. It is a children's storybook from *Stories from the Heart* in my old manuscript folder. I had written and told these never ending stories to my students during my early years of teaching here and abroad.

The critical thinking processes and the smiles in children's faces after hearing these stories, have been recorded in my inspiring mind, and thus prompted the publications of these children's storybooks.

These *Stories from the Heart* are enchanting and make believe, yet thought provoking when the process of critical thinking is employed. They are storybooks of empowerment and discovery of oneself, as well as cross-empowerment in multicultural settings. At the end of each story, there are always moral lessons to learn, believe and subscribe.



of these *Stories from the Heart* are their truths, the truths of and the repeated words and phrases for the readers to find and use them aloud as they become one of the characters in the true essence of the sound of the storybook's melodies. Therefore, I request all the readers young at heart to shape the lines, as you read them aloud with the truths to your own schools.

For the lines is not hard to do or learn, but we must first get inspired or a sheet of white blank paper. Using a ball point pen or a pencil, I will ask you a simple question: "What is your answer now, 'It was a dot.'?" Then, I would say, "Now are you ready, is not what I want you to see. You must learn to see the hidden to see. They could see and achieve the beautiful full of the night, but failed to see the big open space that was. It is a vast and mysterious space, for it not only holds the of the heavenly bodies in it.



open space that held the big dot that you just created. This dot is equivalent to the space around it. Throughout the pages of these you will see truths that will uplift each one in your journey.

by: John, William Christmas is an inspirational and successful journey.

Preface Page Designs

This little story originated with my great grandmother, Jessie Zane Carter. She entertained her four daughters with it, and in turn, our grandmother passed it along to our mother. We and our own children have enjoyed hearing it and we would now like to share "Fredric" with others.

- Anna Marie Transki

ABOUT THE AUTHOR

Jessie Zane Carter was born in 1870. She spent much of her life in Oklahoma, Texas and Missouri. She also published a collection of poems in a book entitled "The Olden Days" (copyright 1918).

FOREWORD

"The Circus Song" tells the story of the adventures of two farmhands who go to the circus. It is based on a song written in 1891 by J. Sherrie Mathews with music composed by Harry Bulger.

I first became familiar with it because my mother, Patricia Davis MacLinnis Fitzgerald, sang the song to her eight children on many occasions. We were always impressed with her ability to sing the entire song from memory. She told us that she learned the song from her father, who had learned it from his father. She had thus called it "Grandpa's Circus Song". My mother's grandchildren however have since dubbed it "Gramma's Circus Song".

The original song varies slightly from the version that my mother sang. I have since found other renditions with other slight variations. As the author I have chosen text that both tells the story well and has the best rhyming verse.

In the late 1800's there were many circuses. Two of the best known were The Ringling Brothers and Barnum and Bailey's. When a circus rolled into town, people came from miles around to attend. Traveling with the circus were hundreds of employees or "carnies". There were often fights that broke out between circus workers and townsfolk (rubes). When a carnie was attacked or in trouble, he would yell "Hey Rubie!" and all carnies in earshot would rush to his aid.

Other terms used in the song requiring definition:

Plug hat: a tall top hat with a brim predominantly worn by men in the latter part of the 18th to the middle of the 20th century.

Goather: person herded goats.

Side shows: secondary attractions of the circus that had human oddities and stunts performed by humans and animals.

AUTHOR PAGE

This page is about the author, their biography, their photograph or any other acknowledgements the authors wants to share in the book.

check our
Beautiful
Author Page Designs

ABOUT THE AUTHOR:

Joy Bianchi Brown is an award winning author and entrepreneur, but her favorite role is that of mom to her two daughters, Psychopoe and Millie. As a young mother, Joy struggled with how to raise well adjusted, well behaved, socially responsible children. When she introduced the Good Fairies to her daughters, they immediately responded, excited to earn jewels and get surprises from their jewel fairy. When she saw a little boy having a tantrum in a grocery store, and her daughter told her 'that boy won't earn any jewels,' Joy realized that other parents and children would benefit from meeting the Good Fairies too! She wrote the story of Good Fairies Nora and Leo and then made them come to life as adorable plush dolls to help children be good. This interactive book comes as part of an entire kit to help parents direct positive behavior in their children.



ABOUT THE ILLUSTRATOR:

Blueberry Illustrations is one of the finest illustration companies in the world. An internationally awarded children's book illustrator, Blueberry Illustrations has created 112 books - and many more on the way.

Now let's meet the Blueberry Illustrations in a very special book, bringing smiles to the faces of millions. Its stories and dreams come to life. To learn more, please visit www.blueberryillustrations.com.

Author Page Designs

Author Page Designs

About the Author

Mariama Whack comes from a family full of teachers, principals, and other educational leaders. She has a B.A. in Communications, and enjoys children. Growing up she attended school's that had a diverse community. She hopes her stories can help children accept one another, promote equality, and help to embrace other cultural backgrounds.

ABOUT THE AUTHOR



Phyllis Brooks is a native of South Carolina. She holds a Bachelors of Arts in English/Communications from Columbia College and a Master of Arts in the field of Speech Language Pathology from SC State University. She currently resides in Charlotte NC and is employed as a Speech Pathologist in an educational setting as well as medical settings. She published her first book, "Let Me BE Your Coach" in 2010, a five step plan for youth to stay motivated, reach goals, and never give up on their dreams based on her own trials and accomplishments and those of other successful people.

She is increasing her presence in the realm of Motivational Speaking with a focus on adolescents and young adults to motivate them to never give up on their goals. She has spoken to more than 2000 kids, teachers and adults to extend her message of positive thinking to reach goals based on her BEGIN program. She is a member of the American Speech-Language and Hearing Association, Baltimore Who's Who of America, National Association of Professional Women, Women Who Care Coalition, and National Association of Strength and Conditioning for Fitness. Her resume also consists of being a graduate of Barbizon Modeling agency and has performed in several local commercials and plays. Her additional passions of writing and motivating others include, fitness, traveling, and her 10 year old daughter. She has a certification in fitness and is featured on the cover of the first addition of the book "Let Me BE Your Coach". She is a role-model for women. She also continues to pursue her dream of acting.

Author Page Designs

TEXT & ILLUSTRATION LAYOUT

Placing the text around the illustrations, selection of fonts and color and making use of several design aspects result in the text and illustration layout.

there are TWO ways to
put the text around the
illustrations

1. Single Page Illustrations:

in these the illustrations go on one side of the book with text on it or on the adjacent page.

In this: the page with the text is given some kind of border or use of graphic to make the text page look really beautiful.



Although he was sad,
Walter made up his
mind to get in
better health.



"Great idea!" said his
Mom. "It's important to
be healthy, but
remember to also be
yourself."

Single Page Illustration & Text layout



Single Page Illustration & Text layout

By this time, Raja was on his way to freedom. He saw a clearing between the trees behind the tent where the trainer lived with his daughter. Raja headed in that direction. He meant to be free even if he had to trample everything in sight!

The party in the living tent broke up suddenly when a circus worker saw smoke coming from the end of the camp near the big cats' cages. He ran into the tent and yelled, "FIRE!" The circus owner was the first person on his feet. A raging fire was the worst enemy of any circus. People poured out of the big tent with fire on their faces. They had gone through fire drills many times, never expecting to fight a real fire in their circus. The fire was out of control before the men could line up to form a bucket brigade. The performers and workers stood in a long row, and started passing water buckets trying to put out the fire. The owner knew it was no use, even as he tried to save his circus. The flames were quickly jumping from one tent to the next swept on by a strong wind. Some tents were already destroyed by the fire. The terrified animals were growling and howling in their cages. The monkeys that started it all watched the spread from their hiding place in the trees.



Single Page Illustration & Text layout

One night while the children slept, two special visitors came to bring them a surprise. One of them had pretty pink wings and a crown of sparkly jewels.



The other wore a pirate hat and a big grin. When Harry and Jane woke up, they each found a treasure chest by their bed. The treasure was...

Single Page Illustration & Text layout

2. Double Spread Illustrations:

in these the text go over the illustrations on two pages across the book



With a patch on my eye
and hook on my hand,
I'll find me treasure
and hide it in the sand.

Double Spread Illustration & Text layout

Soon there was a rush of people coming from the hospital to the train. Everybody looked scared. Some were moaning in pain. Hospital patients, including Maria, were quickly helped into the caboose. Some of the loveliest people, including their pets, climbed into the caboose. Nurses and doctors sat on top of the tender. Luke and Summer climbed into the engine cab with Daddy.



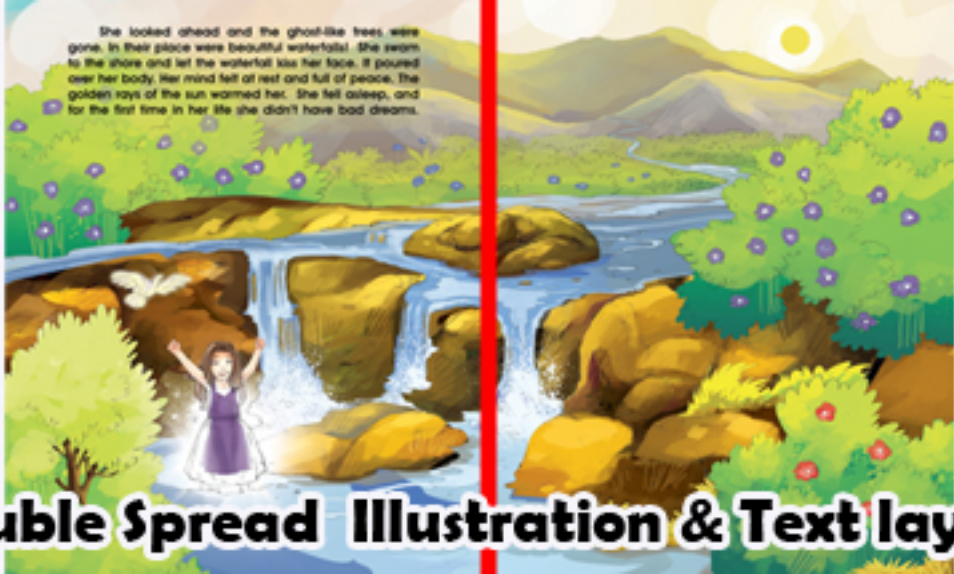
Double Spread Illustration & Text layout



I'll make you smile from ear to ear,
and keep you laughing from

Double Spread Illustration & Text layout

She looked ahead and the ghost-like trees were gone. In their place were beautiful waterfalls! She swam to the shore and let the waterfall kiss her face. It poured over her body. Her mind felt at rest and full of peace. The golden rays of the sun warmed her. She fell asleep, and for the first time in her life she didn't have bad dreams.



Double Spread Illustration & Text layout